

# ULTIMATE



matcha

## DEFI MASTERY ESSENTIALS

Step-by-Step Guide to Basic and Cross-Chain Swaps  
on Matcha.xyz Using Rabby and Jupiter Wallets



ULTIMATE  
*DeFi*



matcha



ULTIMATE  
**DeFi**



Matcha.xyz, **built by Ox**, is a leading DEX aggregator supporting over 9 million tokens across 15+ chains, including EVM networks (Ethereum, Base, Arbitrum, Polygon) and Solana. It excels in smart routing via the **Argon Router**, aggregating liquidity from **100+ DEXs** for optimal prices, with features like **gasless swaps** and **cross-chain execution**. For beginners, it's intuitive—one-click searches and trades. Advanced users benefit from **\*\*Matcha Auto\*\*** (gasless + MEV protection) and **\*\*RFQ liquidity\*\*** (private quotes from market makers, akin to "private pools" bypassing public AMMs to avoid slippage/front-running).



This guide covers connecting Rabby (EVM-focused, great for multi-chain) and JupiterR (Solana-native), standard swaps, cross-chain swaps (e.g., ETH on Base → USDC on Solana), and pro tips. Data reflects 2026 updates, including Solana integration for seamless EVM-Solana bridging.



**KEY INSIGHT:**

Connect both wallets simultaneously on Matcha for hybrid workflows—Rabby for EVM input, Jupiter for Solana output in cross-chain swaps. **No CEX needed.**

# 01

## 1. WALLET SETUP AND CONNECTION



### RABBY WALLET (BROWSER EXTENSION & MOBILE)

Rabby is EVM-optimized but supports Solana via WalletConnect.

Install from [rabby.io](https://rabby.io)



#### DESKTOP (EXTENSION):

1. Open [matcha.xyz](https://matcha.xyz) in Brave browser
2. Click **Connect Wallet** (top-right).
3. Select Rabby - it auto-detects if installed.
4. In Rabby popup: Review chains/accounts → **Connect**.
5. Done—balances load across chains.



#### MOBILE (RABBY APP DAPP BROWSER):

1. Open Rabby app → DApps tab.
2. Navigate to [matcha.xyz](https://matcha.xyz)
3. Tap **Connect Wallet** → **Rabby**.
4. App popup: Connect (select account if multiple).
5. Trade away - switch chains in Rabby for multi-chain views.



#### PRO TIP

Connect both wallets simultaneously on Matcha for hybrid workflows—**Rabby for EVM** input, Jupiter for Solana output in cross-chain swaps.



**TROUBLESHOOT:** Disable other extensions (e.g., MetaMask) if Rabby doesn't appear.

# DeFi



# matcha

# Jupiter Wallet (Browser Extension & Mobile)

Jupiter is Solana-exclusive; Install Jupiter Extension or app.



## DESKTOP (EXTENSION):

1. On [matcha.xyz](https://matcha.xyz) → Connect Wallet.
2. QR code scans in Jupiter Extension.
3. Jupiter: Approve connection → Select Solana account.
4. Matcha detects Solana balances.






## MOBILE (JUPITER APP BROWSER):

1. Open Jupiter app → Browser (in-app).
2. Go to [matcha.xyz](https://matcha.xyz).
3. Connect Wallet
4. Jupiter deep-links: Connect (approve session).
5. Ready—Solana tokens visible.



**Pro Tip:** For EVM+Solana, connect Rabby first (EVM), then Jupiter. Matcha unifies views.




 WALLET	 DESKTOP	 MOBILE	★ BEST FOR
Rabby	Native button	DApp browser	EVM multi-chain
Jupiter	WalletConnect	In-app browser/WC	Solana-native

# 02

# STANDARD (INTRA-CHAIN) SWAPS



🎯 Search millions of tokens instantly—Matcha indexes DEXs for **best routes**.

-  **CONNECT WALLET(S)**  
Connect your wallet to get started.
-  **ENTER TOKEN PAIR**  
Enter token pair (e.g., ETH → USDC) or paste contract.
-  **INPUT AMOUNT**  
Input amount → Review quote (slippage/gas estimated).
-  **TOGGLE MATCHA AUTO (TOP)**  
Enables gasless/MEV protection (0.05–0.25% fee).
-  **REVIEW ORDER**  
Review Order → Approve in wallet (one-time Permit2 for safety).
-  **PLACE ORDER**  
Place Order—confirms in <2 blocks (90%+ cases).



## EXAMPLE

On Base (Rabby), swap ETH → USDT. Matcha Auto simulates on-chain, routes via RFQ/AMM hybrid.



## BEGINNER TIP


Use **\*\*Token Categories\*\*** (e.g., Launchpads like Pump.fun) for discovery.



GASLESS



MEV PROTECTION



BEST ROUTES



ONE-TIME PERMIT2



FAST <2 BLOCKS

# 03

# CROSS-CHAIN SWAPS



Matcha's Cross-Chain tab uses 0x API to aggregate bridges (e.g., Mayan) for 15+ chains, settling in ~1min. Example: [Arbitrum ETH](#) → [Solana USDC](#).

1



## CONNECT SOURCE + DESTINATION WALLETS

Connect source (Rabby/EVM) + destination (Jupiter/Solana) wallets.

2



## GO TO CROSS CHAIN TAB

Open Matcha and navigate to the [Cross Chain](#) tab.

3



## FROM: SELECT CHAIN/TOKEN

From: Select chain/token (e.g., [Base ETH](#)).

4



## TO: SELECT CHAIN/TOKEN

To: Select chain/token (e.g., [Solana SOL](#)).

5



## ENTER AMOUNT

Enter amount → Quote shows bridge + swap route.

6



## REVIEW ORDER

Review Order (bridge [fees/slippage](#)) → Wallet approve.

7



## PLACE ORDER

Place Order – track via [Socket explorer](#) link.



DeFi



⚙️ STEP	🔧 ACTION	🕒 TIME
1-2	Section chains/tokens	~10s
3	Enter amount/Review	~20s
4-5	Approve/Execute	1-2 min settle



**VERIFY:** Post-swap, check Trade History → Cross Chain tab. Source/Dest tx hashes link to explorers.



**INSIGHT:** Beats CEXs—non-custodial, no deposits. 0x API optimizes bridge+swap for speed/price.

# 04

# ADVANCED: PRIVATE LIQUIDITY, MEV PROTECTION & MATCHA META



**WHY IT MATTERS:** Public mempools expose trades to sandwich attacks (bots front-run/slippage extraction, costing millions monthly). Matcha counters via private channels.

## MATCHA AUTO (GASLESS + MEV SHIELD)

- How: 0x Gasless API/meta-txns route to private mempools (bypasses public view). Simulates trades on-chain pre-submit (85% revert reduction).
- MEV Block: No front-running/sandwiching—settles via RFQ (pro market makers) or protected AMM.
- Activate: Toggle in trade module. Fee: Token-based (no native gas). Confirms 1 block faster.
- Stats: <1% reverts; protects vs. 8–20% DEX failures.



## RFQ / PRIVATE LIQUIDITY (PRIVATE POOLS)

- Mechanics: Request-for-Quote pings market makers (e.g., deep OTC desks) for fixed-price quotes. No AMM slippage—ideal for \$10K+ trades.
- Vs. Public: Private channels; agreed price locked off-chain, immune to bots.
- Access: Auto-selected in routes (esp. Matcha Auto). 93% best-price edge.



## MATCHA META (META-AGGREGATOR)

- Separate tool: Aggregates other aggs (e.g., 1inch) + simulates routes on-chain for zero-revert execution. Use for exotics.



**GASLESS**  
No native gas needed



**MEV PROTECTION**  
No front-running or sandwiching



**PRIVATE LIQUIDITY**  
Better prices, zero slippage



**FASTER CONFIRMS**  
Confirms 1 block faster



**HIGHER SUCCESS**  
<1% reverts vs. 8–20% failures



# 04

## ADVANCED: PRIVATE LIQUIDITY, MEV PROTECTION & MATCHA META



**WHY IT MATTERS:** Public mempools expose trades to sandwich attacks (bots front-run/slippage extraction, costing millions monthly). Matcha counters via private channels.

FEATURE	BEGINNER BENEFIT	ADVANCED EDGE
Matcha Auto	No gas/slippage worries	Private mempool + simulation
RFQ	Best prices automatically	Whale-sized, fixed quotes
Meta	N/A	Outperforms single aggregators ~93% of time

### PRO WORKFLOW

Large cross-chain? Enable Auto + RFQ priority when selecting liquidity providers. Monitor via Token Pages (risk scores, holders, rugs).

### RISKS & BEST PRACTICES

- Rugs:** Check Matcha token insights (holders/age). 66% Solana tokens risky—avoid unverified.
- Limits:** Hardware wallets via MetaMask bridge (Ledger/Trezor).
- Fees:** Auto adds 0.05-0.25%; cross-chain ~bridge costs.



**START SMALL**, verify txs on explorers. Matcha = frictionless DeFi. Questions? [Matcha Support](#). Trade smart! 🚀





# *ULTIMATE* DeFi COURSE

# THANK YOU

Thank you for joining the webinar

Ultimate DeFi Course x [BitcoinTAF.com](https://BitcoinTAF.com)



[BitcoinTAF.com](https://BitcoinTAF.com)